

AQUALIA

Aqualia CTA 1,5m 35~60W 3/4/5000K 150lm/W IK08 EM

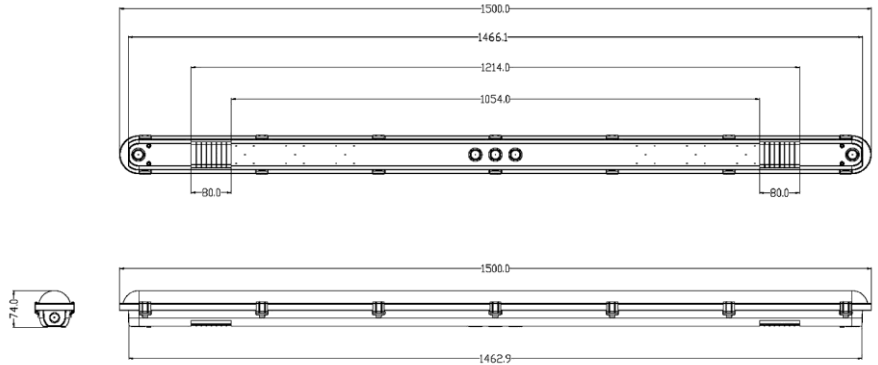
Industrial Line - HWD

AQP15KCEM

EAN: 05404042600290

ETIM: EC002892

Spatwaterdicht led armatuur Aqualia CTA 1,5m IP66 IK08 met instelbare vermogen 35/40/50/60W en instelbare kleurtemperatuur 3000/4000/5000K. Met noodunit 3u.



Elektrische eigenschappen

| | |
|-----------------------------------|-------------|
| Voeding (Vac) | 220~240 |
| Voeding (Vdc) | 180~264 |
| Frequentie (Hz) | 50~60 |
| Vermogen instelbaar | Ja |
| Led vermogen (W) | 60 |
| Power factor | 0,9 |
| Merk driver | Lifud |
| Driver referentie | LF-FMR060YS |
| Driver inbegrepen | Ja |
| Driver CC/CV | CC |
| Isolatieklasse | 1 |
| Driver in/extern | Intern |
| Doorvoerbedrading | Ja |
| Doorvoerbedrading mm ² | 2,5 |
| Kabelingang mm ² | 0,75~2,5 |
| Bedrading halogeenvrij | Ja |
| Met aansluitkabel | LSOH |
| Driver efficiëntie (%) | 91 |
| Driver THD < (%) | 20 |
| Driver uitgangsvoltage (VDC) | 180~264 |
| Driver uitgangsstroom (mA) | 200~350 |
| Dimbaar | Nee |
| Flicker free | Ja |
| PstLM flicker index | 1 |
| SVM strobo effect | 0,4 |
| Inrush current @ 230Vac | 35A 250µs |
| B16 # | 14 |
| C16 # | 24 |
| ENEC | Ja |

Lichttechnische eigenschappen

| | |
|-------------------|------------------|
| Reflector (°) | 110 |
| CCT (K) | 3000~5000 |
| CCT instelbaar | Ja |
| CRI > | 80 |
| SDCM < | 3 |
| Lumen output (Lm) | 9000 |
| Lm/W | 150 |
| Fotobio klasse | RG0 |
| Energie klasse | D |
| Flux code | 43 73 92 100 100 |
| Garantie (jaar) | 5 |
| Levensduur L80B50 | 124.000 |
| Levensduur L80B10 | 91.000 |
| Levensduur L90B50 | 67.000 |
| Levensduur L90B10 | 49.000 |
| Ledchip | SMD2835 |
| Merk ledchip | Epistar |

Eigenschappen behuizing

| | |
|---------------------|---------------|
| Afmetingen (mm) | 1500x83x74 mm |
| Bruto gewicht (kg) | 2,25 |
| Bulkverpakking | 10 |
| IP waarde | 66 |
| IK waarde | 08 |
| Kleur | Grijs |
| Behuizing | ABS |
| Diffuser | PC opaal |
| Ta (°C) | 0~50 |
| UV bestendig | Ja |
| Glow wire test (°C) | 850 |
| Chloor bestendig | Nee |
| HACCP | Nee |
| Ball proof | Nee |
| Schroeven | RVS L304 |
| Wartel | M20 ABS |

Specificaties noodunit

| | |
|------------------------|----------------|
| Merk noodunit | Streamer |
| Referentie noodunit | YH11-203H300Li |
| Batterij specificaties | LiFePO |
| Garantie op batterij | 3 |
| Vermogen in nood (W) | 2 |
| Lm output in nood (lm) | 302 |
| Tijd in nood (u) | 3 |
| NP/P | NP/P |
| Autotest | Nee |
| Pictogram inbegrepen | Nee |
| DALI op noodunit | Nee |

Lumenwaardes

| | |
|-----------------------------------|-----------------------------------|
| 35W - 3000K - 4988lm - dip-switch | 35W - 4000K - 5250lm - dip-switch |
| 40W - 3000K - 5700lm - dip-switch | 40W - 4000K - 6000lm - dip-switch |
| 50W - 3000K - 7125lm - dip-switch | 50W - 4000K - 7500lm - dip-switch |
| 60W - 3000K - 8550lm - dip-switch | 60W - 4000K - 9000lm - dip-switch |

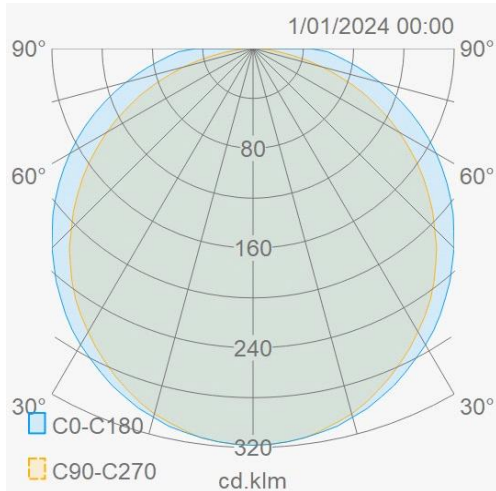
AQUALIA

Aqualia CTA 1,5m 35~60W 3/4/5000K 150lm/W IK08 EM
Industrial Line - HWD

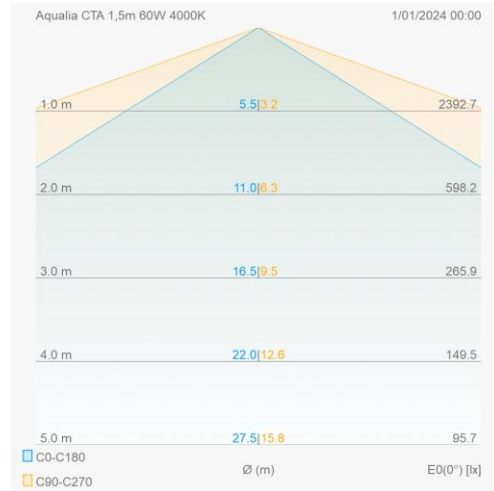
AQP15KCEM

EAN: 05404042600290
ETIM: EC002892

Lumen distributie



Distance curve



Montage toebehoren

AQPENDM1

Pendelset Aqualia 1m



AQPENDM5

Pendelset Aqualia 5m



Aansluitschema

