

## AQUALIA

Aqualia Pro 1,2m 18-36W 4000K IP66 130lm/W IK08 sensor


Industrial Line - HWD

**APR12K4MW**

EAN: 05404042600092

ETIM: EC002892

Spatwaterdicht led armatuur Aqualia Pro 1,2m IP66 IK08 met instelbaar vermogen 18/25/30/36W. Met microwavsensor.



### Elektrische eigenschappen

Voeding (Vac)	220~240
Voeding (Vdc)	220~240
Frequentie (Hz)	50~60
Vermogen instelbaar	Ja
Led vermogen (W)	36
Power factor	0,95
Merk driver	Lifud
Driver referentie	LF-FMR040YS
Driver inbegrepen	Ja
Driver CC/CV	CC
Isolatieklasse	1
Driver in/extern	Intern
Doorvoerbedrading	Ja
Doorvoerbedrading mm <sup>2</sup>	2,5
Bedrading halogeenvrij	Ja
Kabelingang mm <sup>2</sup>	0,75~2,5
Met aansluitkabel	LSOH
Driver efficiëntie (%)	92
Driver THD < (%)	20
Driver uitgangsvoltage (VDC)	58~114
Driver uitgangsstroom (mA)	200~350
Dimbaar	Nee
Flicker free	Ja
PstLM flicker index	1
SVM strobo effect	0,4
Inrush current @ 230Vac	30A 190μs
B16 #	22
C16 #	38
ENEC	Ja

### Lichttechnische eigenschappen

Reflector (°)	120
CCT (K)	4000~4000
CRI >	80
SDCM <	3
Lumen output (Lm)	4680
Lm/W	130
Fotobio klasse	RG0
Energie klasse	E
Garantie (jaar)	5
Levensduur L90B10	49.000
Levensduur L90B50	67.000
Levensduur L80B10	91.000
Levensduur L80B50	124.000
Ledchip	SMD2835
Merk ledchip	Epistar

### Specificaties sensor

Sensor type	Microwave
Sensor output	230V
Sensor merk	Merrytek
Sensor instelling	DIP-switch
Sensor referentie	MC098S
Combi driver/sensor	Nee
Detectiehoek (°)	360/150
Detectiehoogte (m)	6
Detectie radius (m)	2-8
Gevoeligheid (%)	25/50/75/100
Daglicht (Lx)	2/10/30/50/uit
Timer bereik	5s/30s/90s/5m/20m/30
Master/slave	Ja
Corridor functie	Nee

### Eigenschappen behuizing

Afmetingen (mm)	1200x83x74 mm
Bruto gewicht (kg)	1,85
Bulkverpakking	10
IP waarde	66
IK waarde	08
Kleur	Grijs
Behuizing	ABS
Diffuser	PC opaal
Ta (°C)	-25~60
UV bestendig	Ja
Glow wire test (°C)	850
Chloor bestendig	Nee
HACCP	Nee
Ball proof	Nee
Schroeven	RVS L304
Wartel	M20 ABS

### Lumenwaardes

18W - 4000K - 2340lm - dip-switch

30W - 4000K - 3900lm - dip-switch

25W - 4000K - 3250lm - dip-switch

36W - 4000K - 4680lm - dip-switch

## AQUALIA

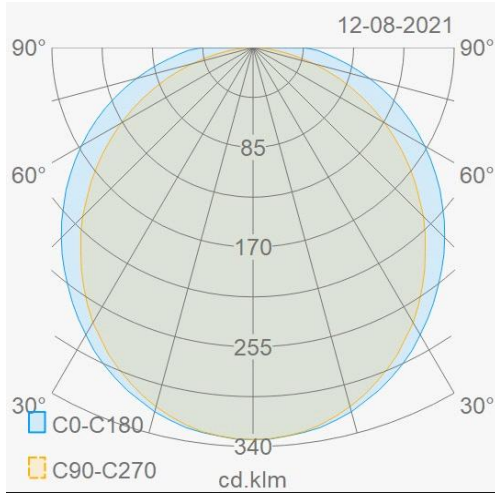
Aqualia Pro 1,2m 18-36W 4000K IP66 130lm/W IK08 sensor  
Industrial Line - HWD

**APR12K4MW**

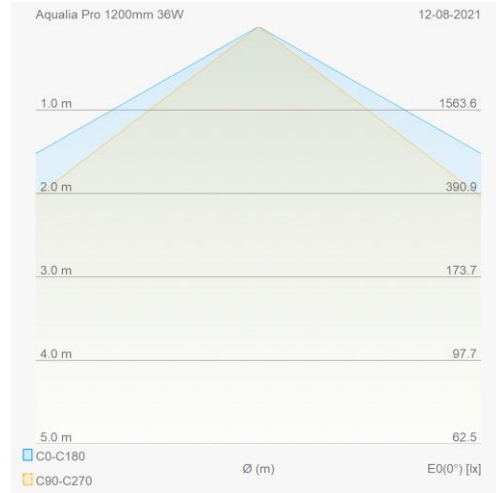
EAN: 05404042600092

ETIM: EC002892

### Lumen distributie



### Distance curve



### Montage toebehoren

AQPENDM1

Pendelset Aqualia 1m



AQPENDM5

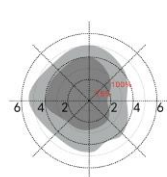
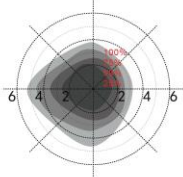
Pendelset Aqualia 5m



### Detectiepatroon sensor

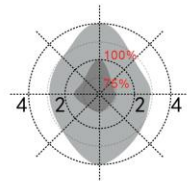
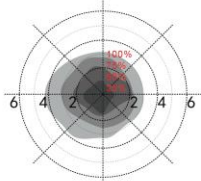
Ceiling mounted height: 3m  
Sensitivity: 100%/75%/50%/25%

Ceiling mounted height: 6m(\*)  
Sensitivity: 100%/75%



Normal moving (Speed: 1m/s)

Normal moving (Speed: 1m/s)



Slow moving (Speed 0.3m/s)

Slow moving (Speed: 0.3m/s)

### Aansluitschema

